



Qualys Patch Management

Release Notes

Version 2.3

May 17, 2023

What's New

Here's what's new in Patch Management 2.3!

[Download Linux Job Progress Report](#)

[Asset-level status - Pending Reboot](#)

[Network Share Protocol in Install Software Pre-actions and Post-actions](#)

[Edit AcquireFromVendor Patch Permission](#)

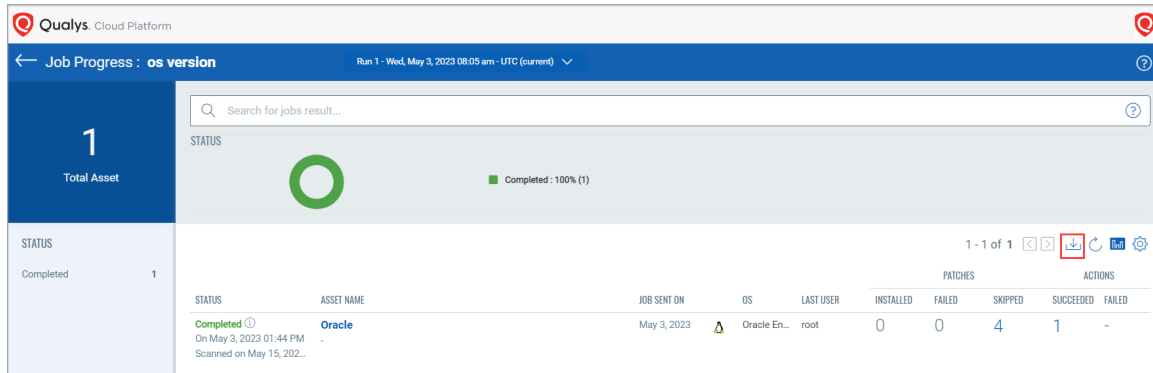
Qualys 2.3 brings you more improvements and updates! [Learn more](#)

Download Linux Job Progress Report

With this release, you can also download the job progress reports for Linux jobs.

Click the **Download**  icon from the "Jobs Progress" page and click **Generate Report**.

You can download the report from the "Job Progress" page. For more information, see [Online Help](#).



Asset-level status - Pending Reboot

With this release, an enhancement is made to clarify whether an asset needs a reboot because the asset is already part of another job.

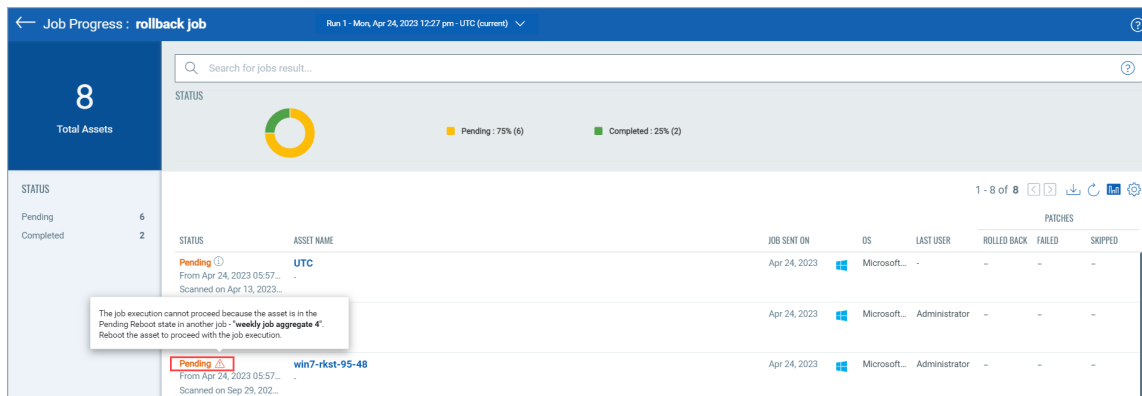
While viewing the status of your assets from the "Job Progress" page, you can see that a new icon



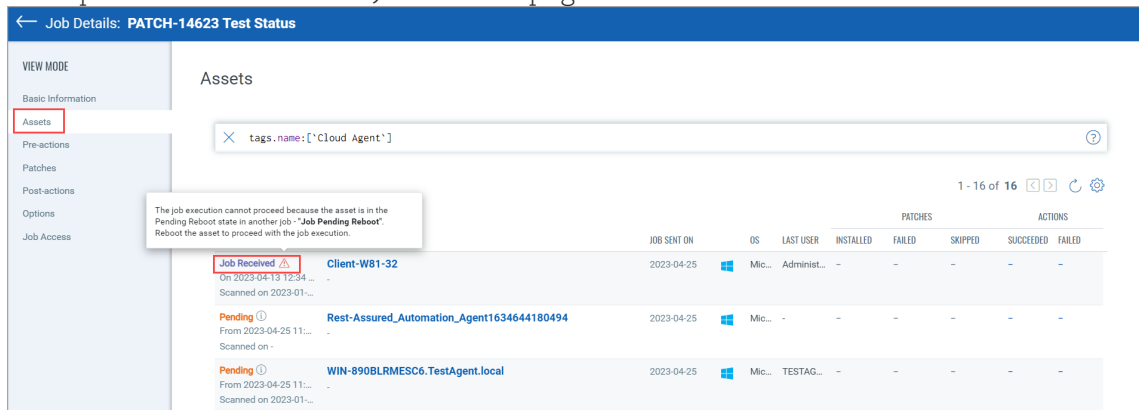
is introduced next to the asset status. Upon clicking this icon, you can see a tooltip where the status of your asset is mentioned as Pending Reboot. Moreover, it also includes the name of the job in which the asset needs a reboot.

These changes are made for Pending, Job Sent, Job Received, and Execution Blocked asset statuses and are shown on the "Job Progress", "Job Details, and "Aggregated Jobs Progress View" pages.

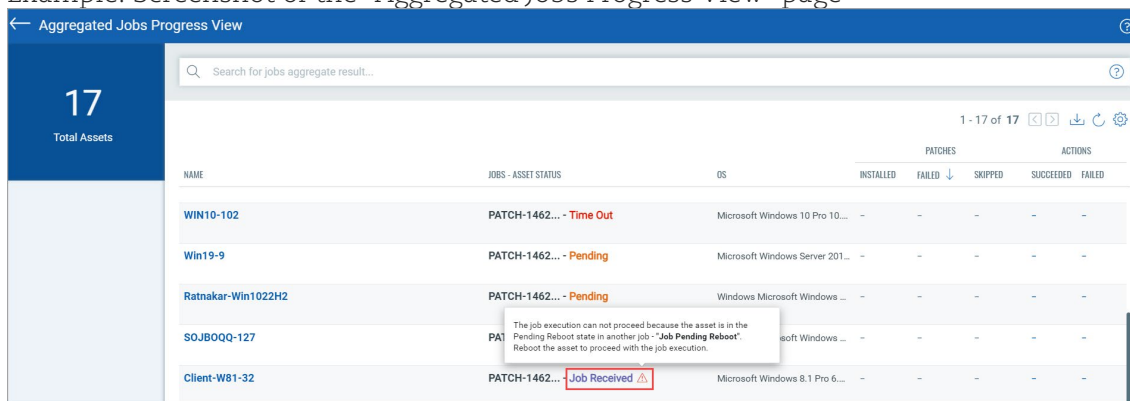
Example: Screenshot of the "Job Progress" page



Example: Screenshot of the “Job Details” page



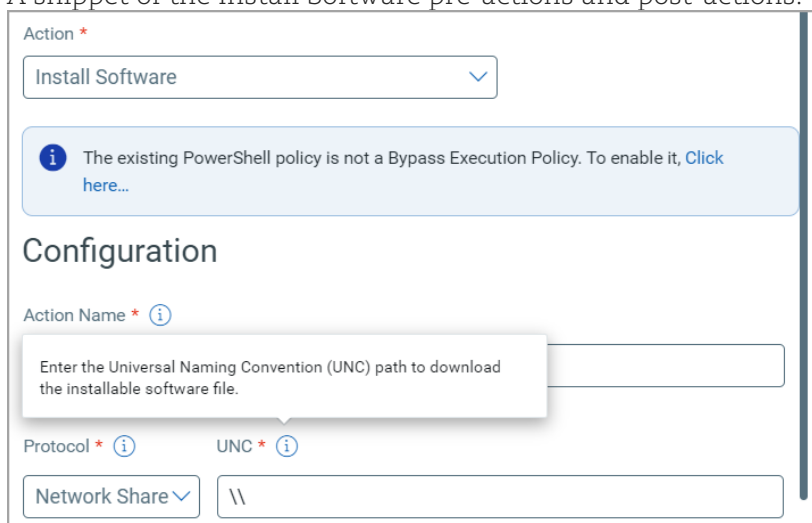
Example: Screenshot of the “Aggregated Jobs Progress View” page



Network Share Protocol in Install Software Pre-actions and Post-actions

With this release, a new protocol, “Network Share Protocol”, is introduced in the Windows deployment jobs pre-actions and post-actions. This protocol lets you download the installable software file from the Universal Naming Convention (UNC) path you provided.

A snippet of the Install Software pre-actions and post-actions:



Edit AcquireFromVendor Patch Permission

With this release, we introduced an “Edit AcquireFromVendor Patch” permission that is granted by default to users with the Patch manager, Patch user, and Patch Security roles.

Users with these roles can add and edit the repository URL added to the “AcquireFromVendor” type of patch that is enabled.

The screenshot shows the 'Role Creation' interface, specifically the 'Edit permissions for this role' step. The interface is divided into a left sidebar and a main content area. The sidebar shows three steps: '1 Role Details' (checked), '2 Permissions' (checked), and '3 Review And Confirm' (checked). The main content area has a blue header with 'Turn help tips: On | Off' and a close button. Below the header, there are two sections for selecting application access: 'UI Access' and 'API Access', both of which are checked. The next section is for selecting modules, with a search bar and a dropdown menu. Below that, the 'Role Permissions by Modules (20)' section is shown, with a 'Remove All' link. The 'PM Patch Management' module is expanded, showing a list of permissions: 'PM Permissions (2 of 2)', 'PM Deployment Job Permissions (12 of 12)', 'PM Assessment Profile Permissions (4 of 4)', 'PM Manage License Permissions (1 of 1)', and 'PM Patch Permissions (1 of 1)'. The 'PM Patch Permissions' section is expanded, and the 'Edit AcquireFromVendor Patch' checkbox is checked and highlighted with a red box. At the bottom of the interface, there are 'Cancel', 'Previous', and 'Continue' buttons.

Issues Addressed

- An issue was observed where the scheduled jobs didn't run at the scheduled time due to a change in timezone offset pertaining to DST. We have now fixed this issue by honoring the DST for monthly specific timezone jobs.
- An issue was observed that the "Patch Now" option was enabled for the "AcquireFromVendor" patch, for which the download info was unavailable. We have now fixed this issue. The "Patch Now" option is not enabled for such patches.