

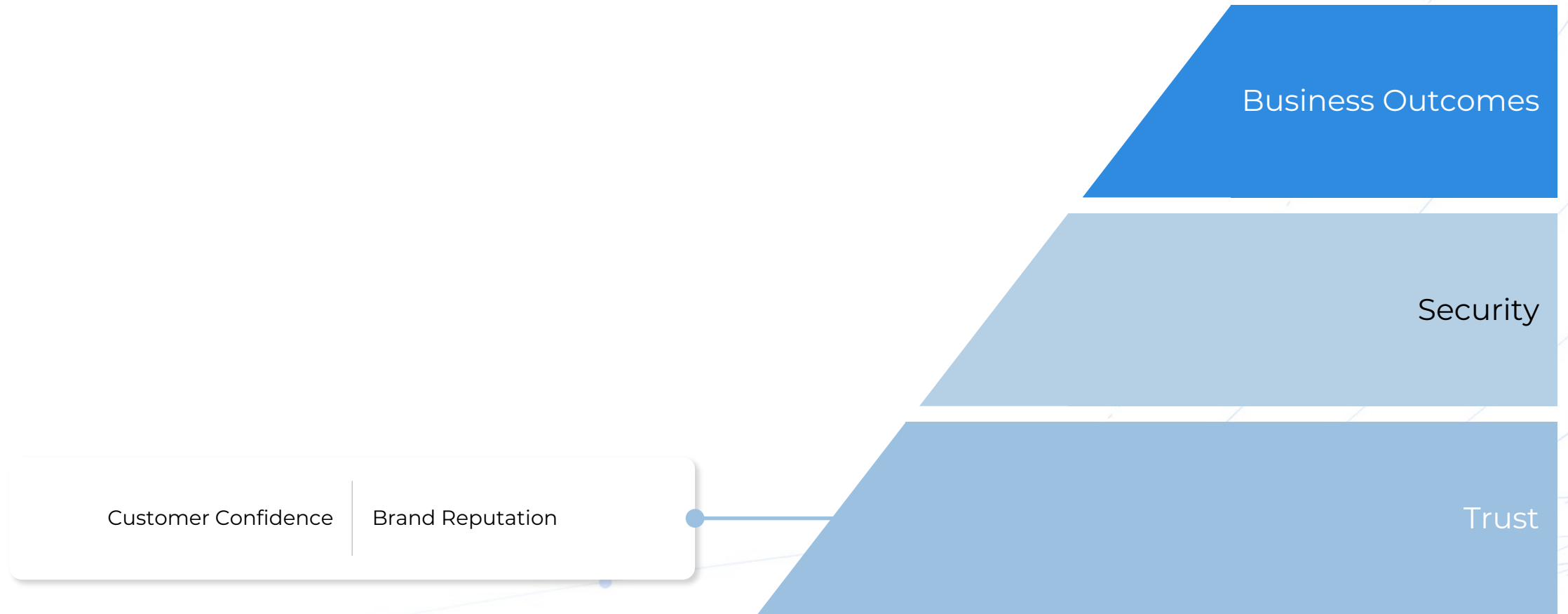


The Power of TruRisk: Building Business Value, and Trust

Joe Petrocelli
Vice President, Product Management

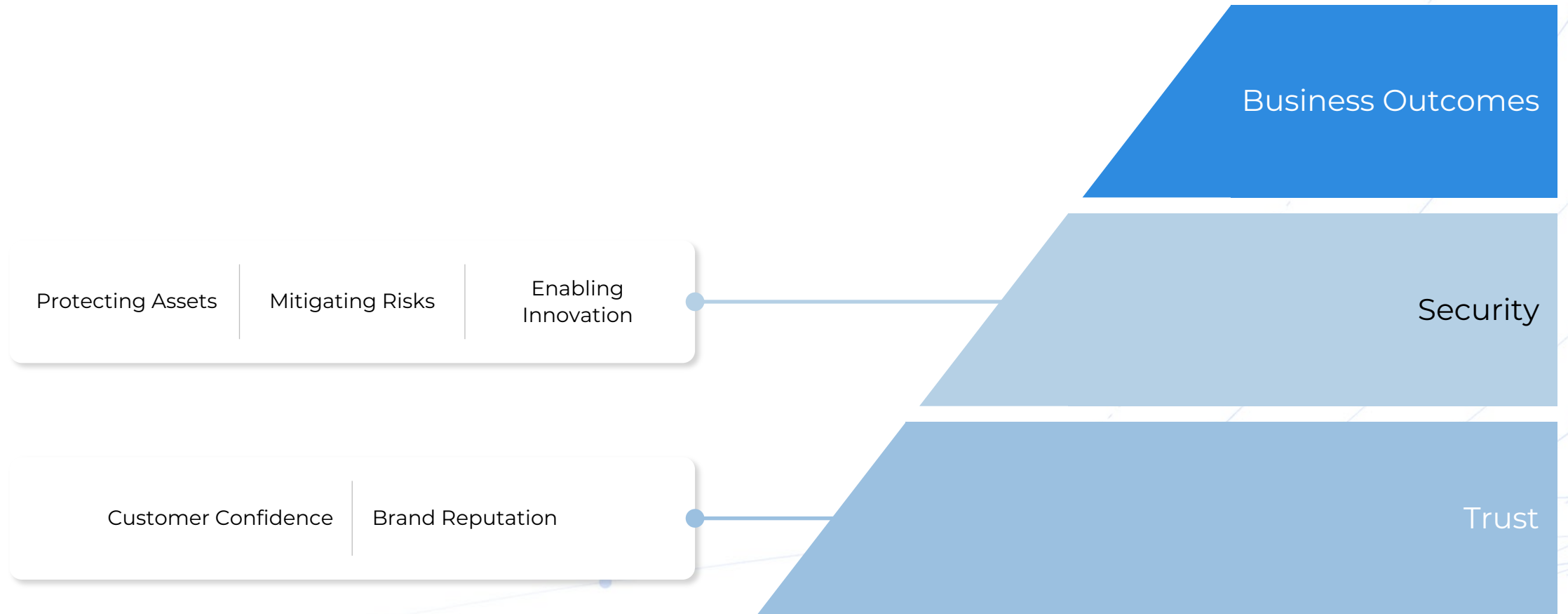
Trust, Security, Business Outcomes

A Virtuous Cycle



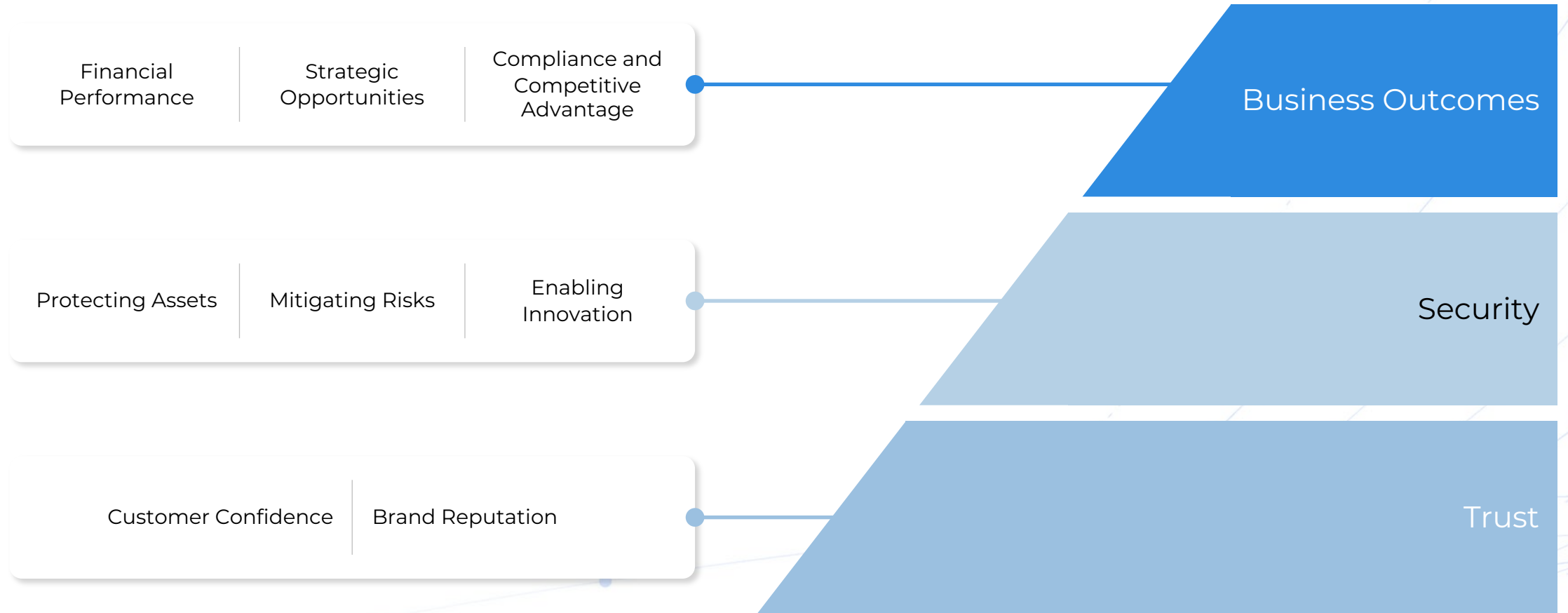
Trust, Security, Business Outcomes

A Virtuous Cycle



Trust, Security, Business Outcomes

A Virtuous Cycle



Security is Hard

The hits keep coming, and the adversary is getting smarter

2.5%

Less than 2.5% of vulnerabilities contributed the highest risk and were regularly exploited.

25%


25% of known exploits were created within 24 hours of vulnerabilities being publicly disclosed.

33%

33% of High Severity vulnerabilities were found in network infrastructure or web applications.

4/5

4 out of 5 of the most exploited vulnerabilities of 2023 are not in this list.



Too Many Tools

46

Average number of Cyber Security Tools in Enterprise > 5K employees in 2023

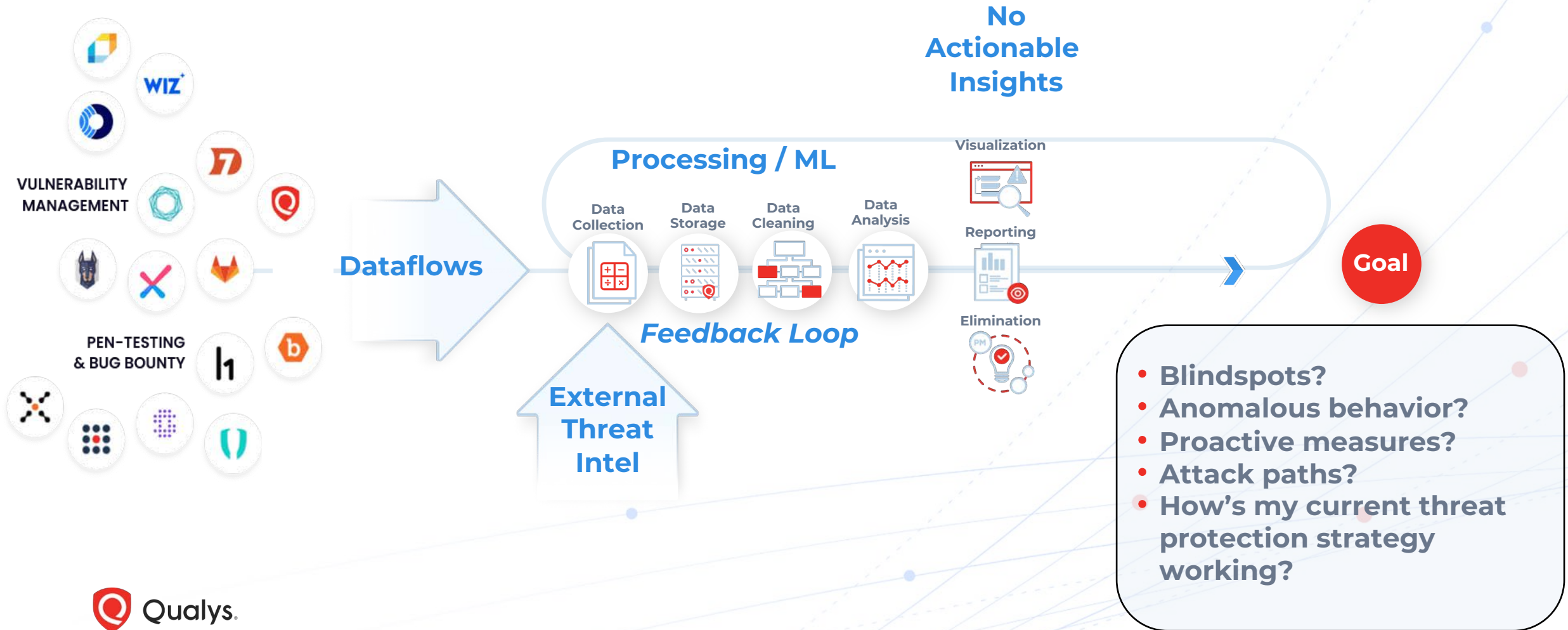
18%

Increase in tools from 2019 to 2023



Too Much Data – Few Insights

Too Many Reporting Tools that Don't Scale



No Single Source of Truth

Too Many Reporting Tools that Don't Scale

Expensive to build, manage, maintain, or buy

Do not provide a unified view of risk

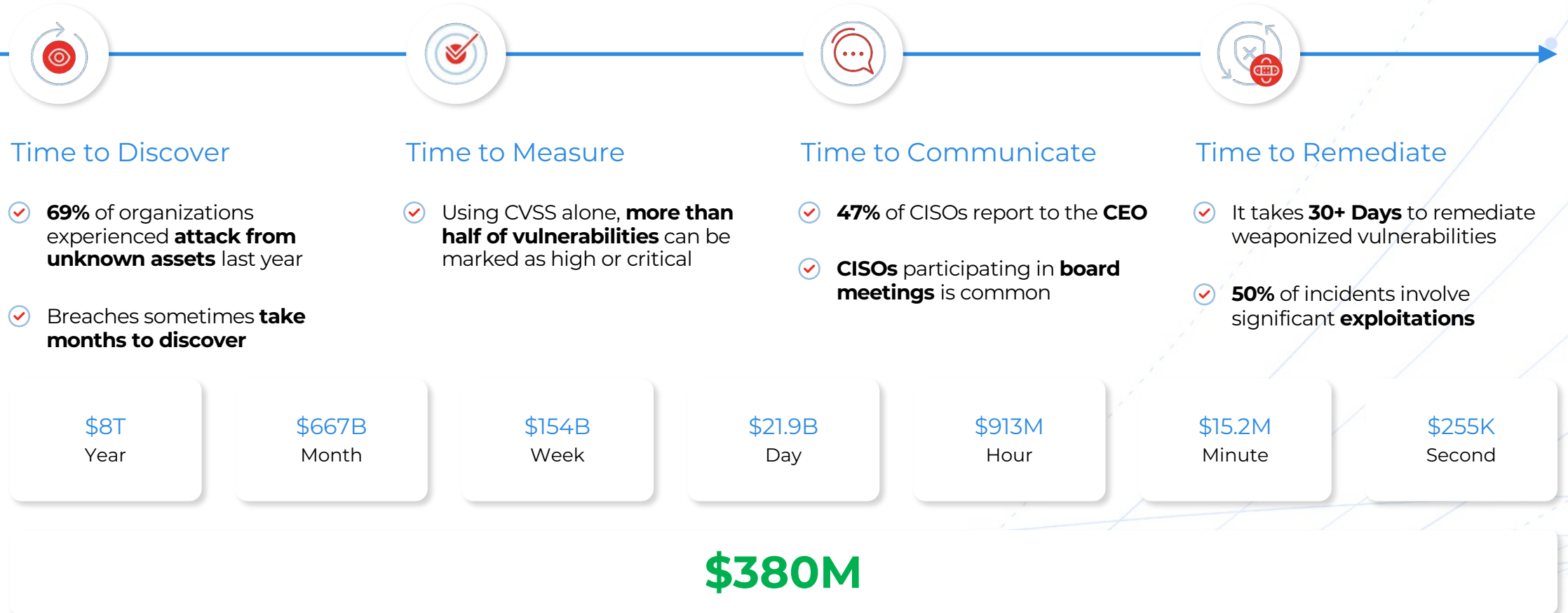
Waste resources and distract business focus

Which tools should we use to communicate cyber risk?



How does this impact your risk?

It's all about time.



Undesired Outcomes

Endless Cycle of Failed Results



Organizations **don't have accurate inventory, stale CMDB,** leading to a breach



Security Teams **focus on remediating inconsequential vulnerabilities,** which **don't reduce risk**




IT Teams miss SLA's for high-risk vulnerabilities



Security & IT Teams **waste countless hours communicating risk through spreadsheets, reports & manual processes**

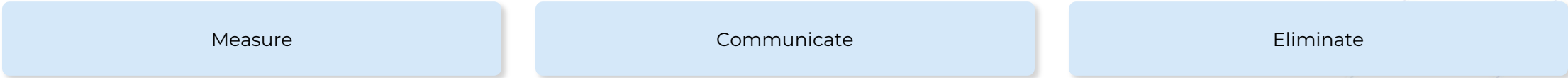


Failures expose organization to unnecessary risk



Qualys Enterprise TruRisk Platform

Qualys
TruRisk™



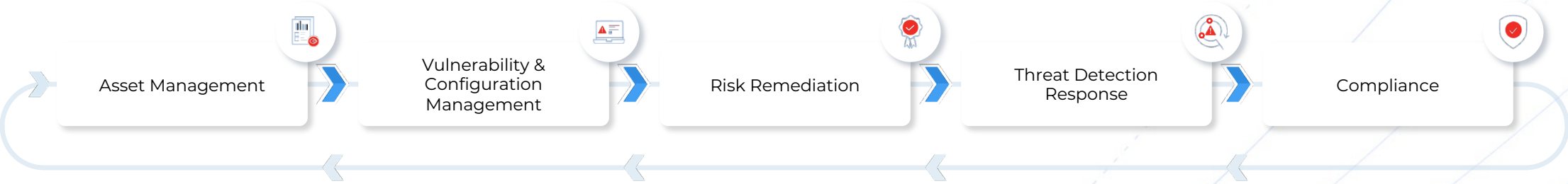
Internal & External Attack Surface Risk Management with Business Context

Detect, Prioritize, manage vulnerabilities, misconfigurations

Map Remediate vulns, miconfigs with Remediation Automation and intelligent workflows

Monitor, detect & respond & Prevent threats with Risk, business context

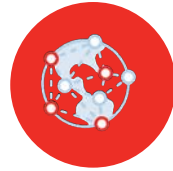
Drive compliance
Monitoring, Reporting for Industry mandates, standards



First-Party OSS (on the left) and **3rd Party Data** (on the right)



Measure **TruRisk**, Comprehensively



**Threat mapping:
Exploitation, CISA, EPSS-
augmented, Ransomware,
Darkweb (with VMDR)**



**Business Asset Context:
Criticality, Ownership, role,
exposure (Enhanced with
CSAM) +
Compensating controls**



**Quantified Score, transparent
formula and weightages (comes
with VMDR)**



25+ Threat Feeds

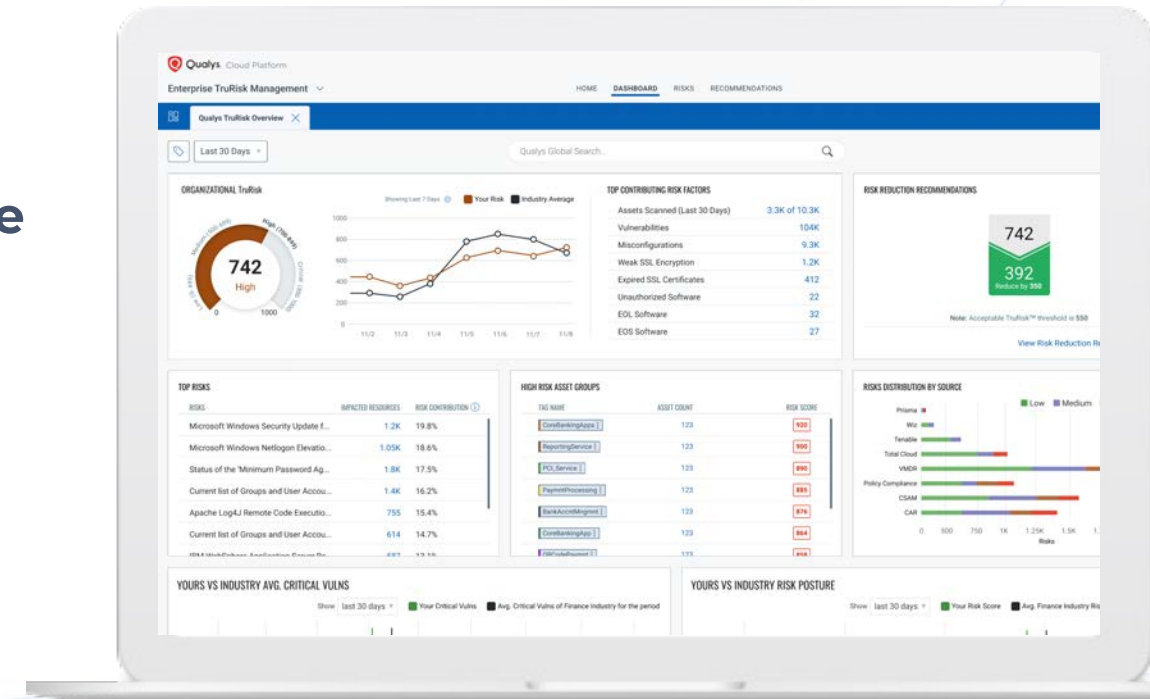
**Asset Context –
CMDB, AD, EASM**



What Customers Are Asking For

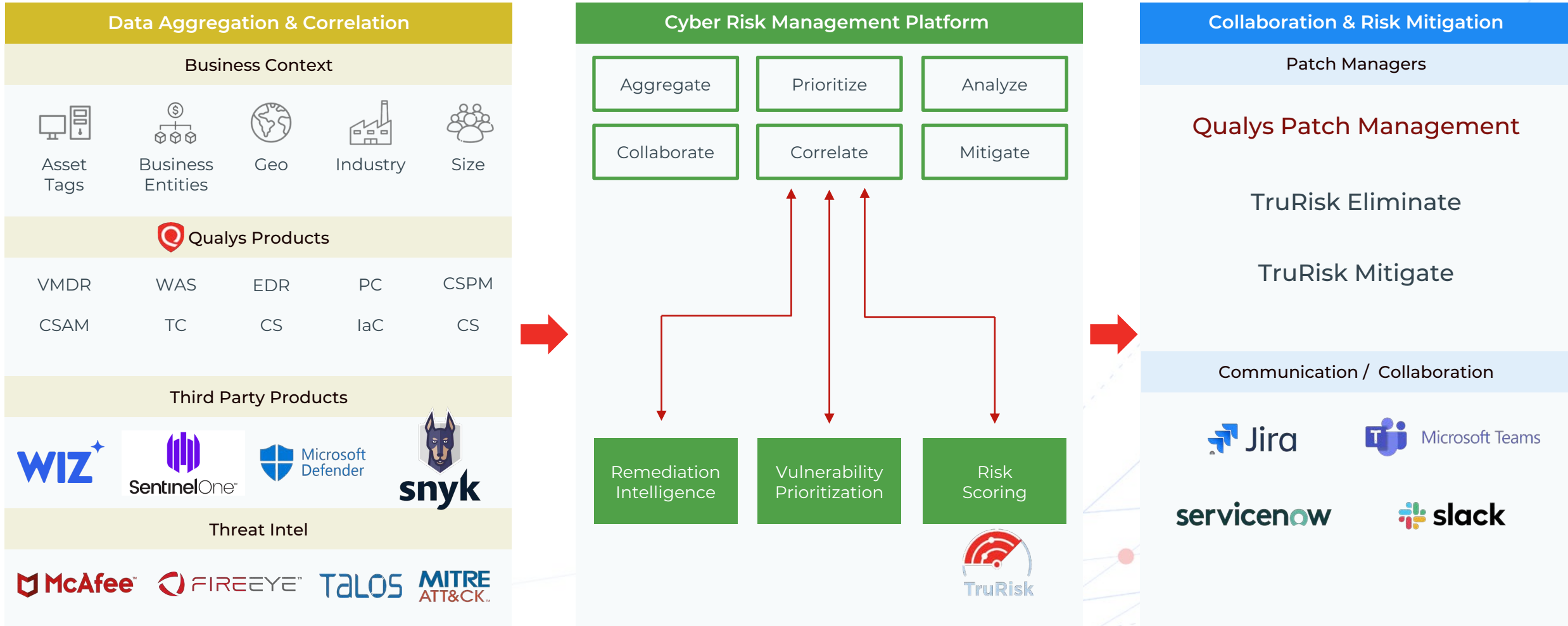
Unified Risk View

- ✓ **Aggregate cyber risk** across **Qualys & Non-Qualys Products** (cloud, application, infrastructure, etc)
- ✓ Share a **common language to communicate cyber risk** to key stakeholders
- ✓ **Transition away** from difficult to manage in-house or expensive risk reporting tools
- ✓ Consolidate on **Qualys Cloud Platform for managing Cyber Risk**



Enterprise TruRisk Management

How does it work?



Supported Formats

Measure, Communicate, and Eliminate Cyber Risk Effectively

Goal



Microsoft
Defender
For Endpoint

SYNOPSIS®



snyk

VERACODE




Security
Scorecard



SentinelOne™



asimily



IBM X-Force Red

WIZ



SafeBreach



Qualys.

Manage Cyber Risk

Across the Enterprise Effectively

1.

Measure Risk Across The Organization

Get complete visibility across your organization from Qualys and Non-Qualys Tools

2.

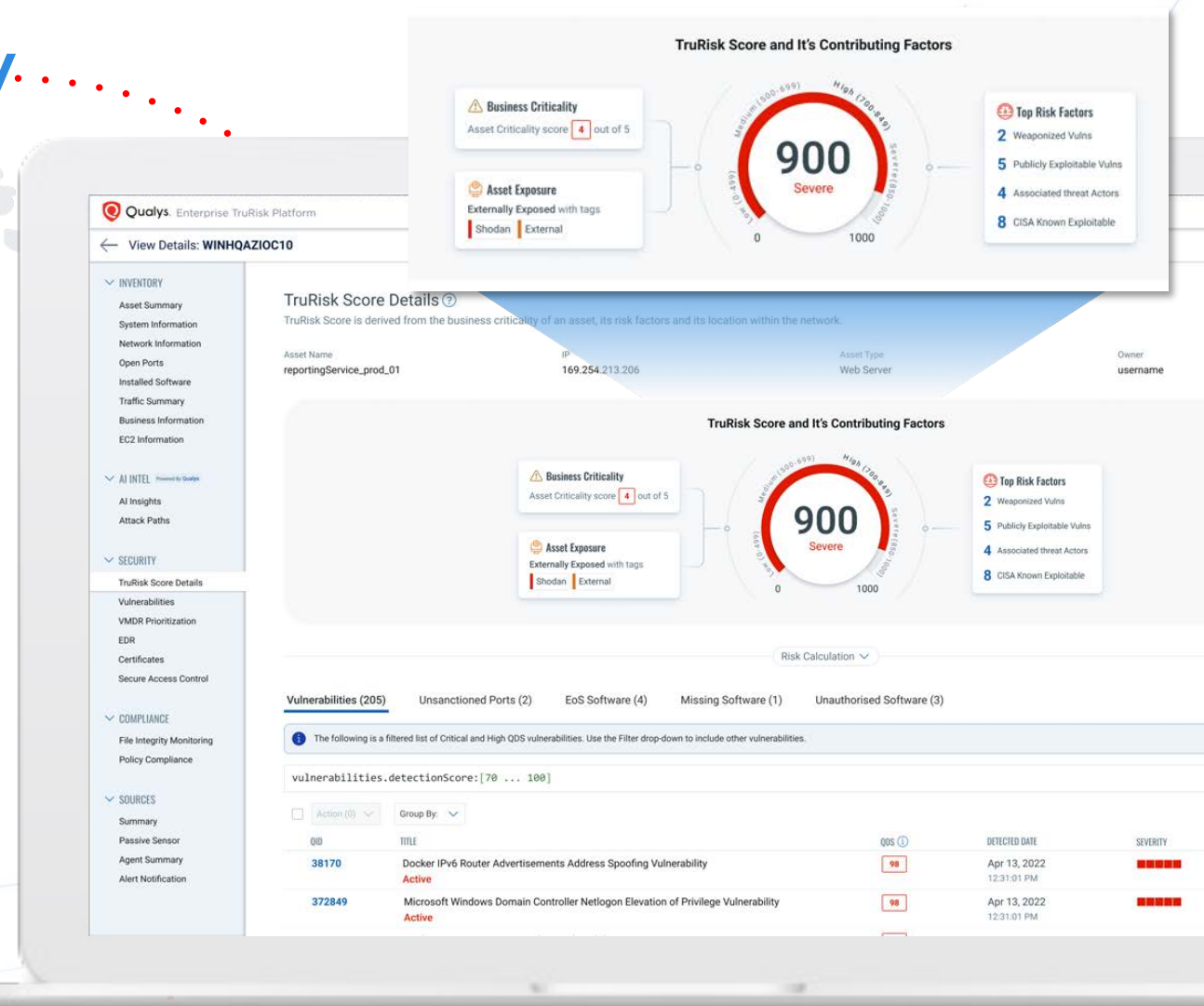
Communicate Cyber Risk

Leverage unified risk scoring to communicate risk across the organization

3.

Eliminate Risk

Leverage Qualys Intelligence to identify the top risks that will eliminate the most risk

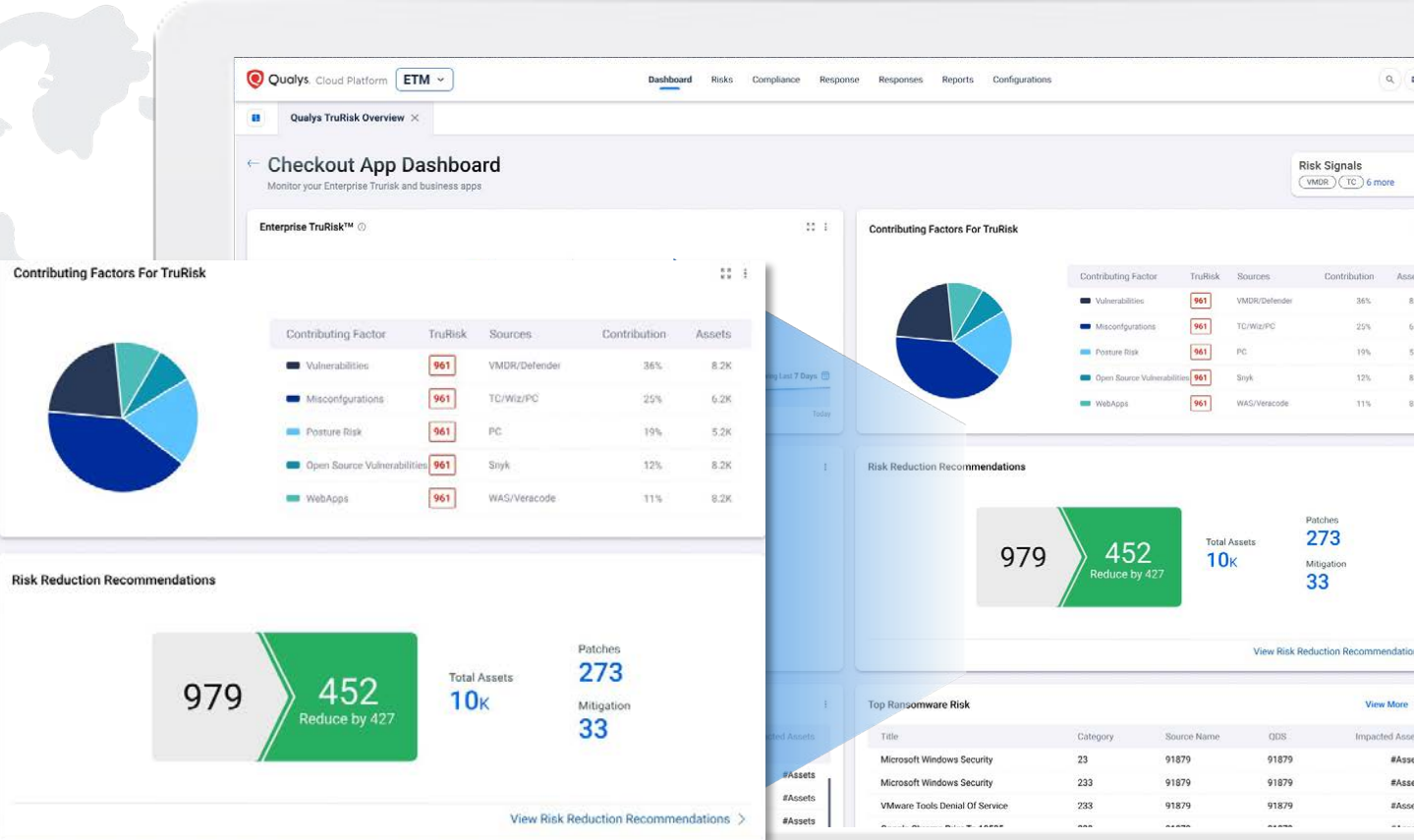


Communicate Cyber Risk To All Stakeholders

1. Measure Risk Across The Organization
Get complete visibility across your organization from Qualys and Non-Qualys Tools

2. Communicate Cyber Risk
Leverage unified risk scoring to communicate risk across the organization

3. Eliminate Risk
Leverage Qualys Intelligence to identify the top risks that will eliminate the most risk



Manage & Reduce Cyber Risk

Go Beyond Patching Alone

1.

Measure Risk Across The Organization

Get complete visibility across your organization from Qualys and Non-Qualys Tools

2.

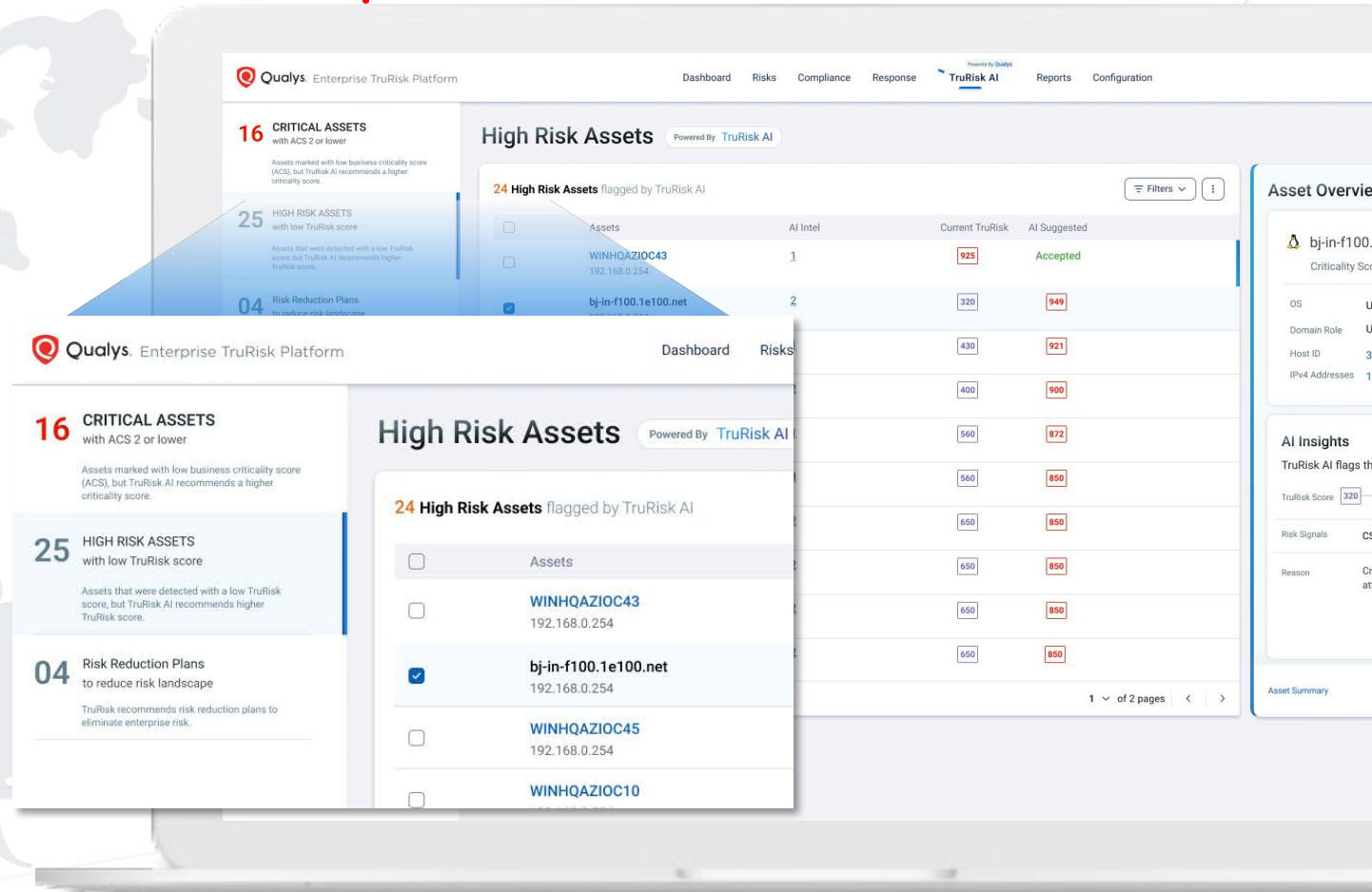
Communicate Cyber Risk

Leverage unified risk scoring to communicate risk across the organization

3.

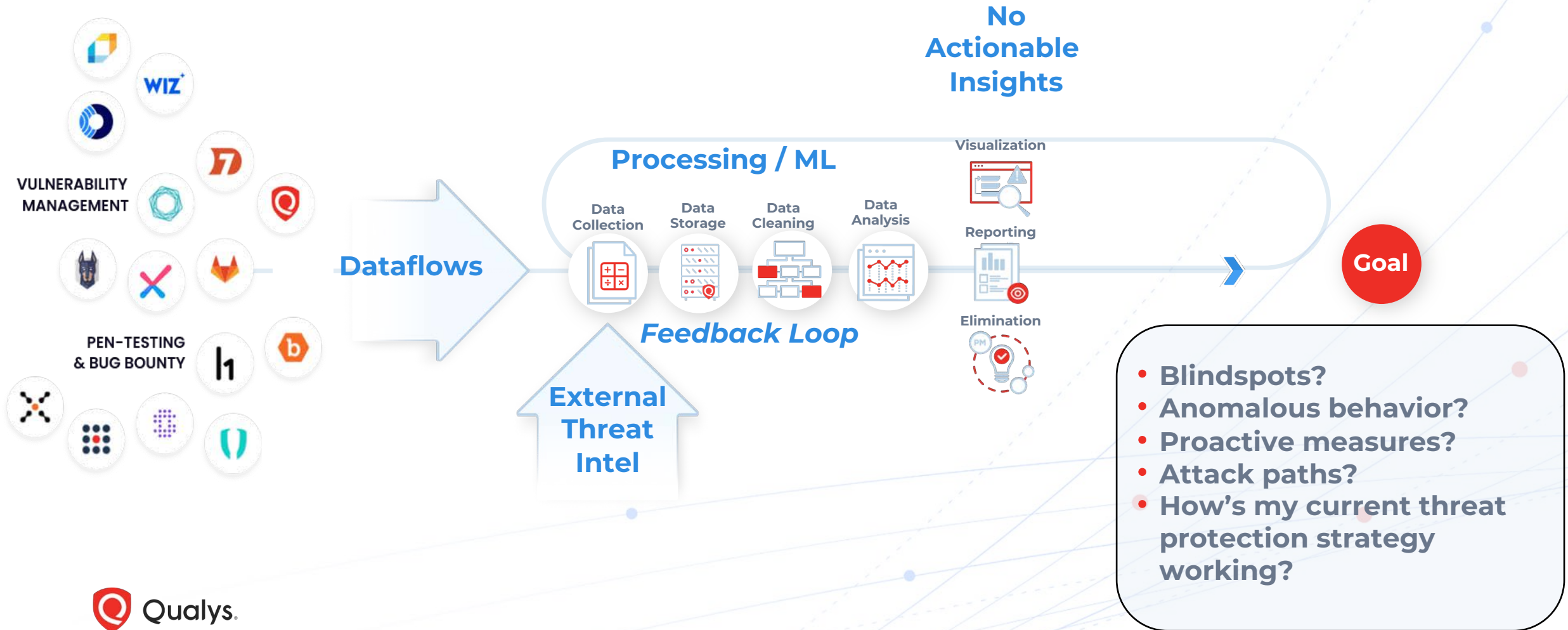
Eliminate Risk

Leverage Qualys Intelligence to identify the top risks that will eliminate the most risk



Too Much Data – Few Insights

Too Many Reporting Tools that Don't Scale



The Path to Cyber Risk Elimination

Measure, Communicate, and Eliminate Cyber Risk Effectively

Goal

The Qualys Solution set

- Cyber Asset Attack Surface Management (CSAM)
- Application & API security
- External Attack Surface Management (EASM)
- Vulnerability Management Detection and Response (VMDR)
- TotalCloud
- Patch Management (PM)
- Policy Compliance (PC)
- ...and more

IBM X-Force Red

Qualys.


+ TruRisk Quantification



+ Non-Qualys Ecosystem



SYNOPSIS



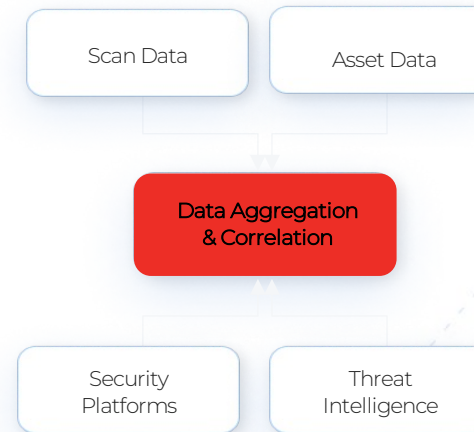
VERACODE



SafeBreach



+ Aggregated Risk Signals



Risk Elimination and Remediation Pathways

- Patching
- Configurations changes
- Prescriptive Mitigation
- Virtual Patching

Qualys Enterprise **TruRisk** Platform

Qualys
TruRiskTM

Measure

Communicate

Eliminate

Internal & External
Attack Surface Risk
Management with
Business Context

Detect, Prioritize,
manage vulnerabilities,
Misconfigurations

Map, Remediate
vulns, misconfigs with
Automation and
intelligent workflows

Monitor, detect &
respond & Prevent
threats with Risk,
business context

Drive compliance
Monitoring, Reporting
for Industry mandates,
standards

Asset
Management

Vulnerability &
Configuration
Management

Risk
Remediation

Threat
Detection
Response

Compliance

First-Party
OSS



API



LIGHTWEIGHT AGENT

PLATFORM SERVICES



SENSORS



3rd Party
Data

APPLICATIONS



OPERATING SYSTEMS



CLOUD / CONTAINERS /
VMs



IT / WORKSTATIONS / SERVERS



IOT



EXTERNAL DEVICES



